

Westlake Royal™  
**Cool Roof System**

**WARMER IN WINTER, COOLER IN SUMMER**



Homeowners could save  
**\$20,000** Over 30 year period<sup>2</sup>

see inside for details



ENERGY  
EFFICIENT



WEATHER  
RESISTANT




SAVE  
TIME & MONEY

# Westlake Royal™ Cool Roof System



5 components provide energy efficiency and give substantial return on your investment.



Concrete or Clay Tile

- Highly efficient material due to high thermal mass and insulating air space beneath the tiles
- Class A fire rated
- Durable & long lasting<sup>1</sup>




Westlake Royal TileSeal™ Underlayment

- Extremely strong polyester surface
- Self-adhesive for high wind areas and eliminates faster penetration
- Self-seals around tile fasteners
- Miami-Dade and Florida approved



Vented Eave Riser

- Provides ventilation naturally without electricity
- Elevates eave tiles with Elevated Batten System®
- Different styles fit Newpoint™ Concrete Tile profiles
- Profiled styles are decorative and functional



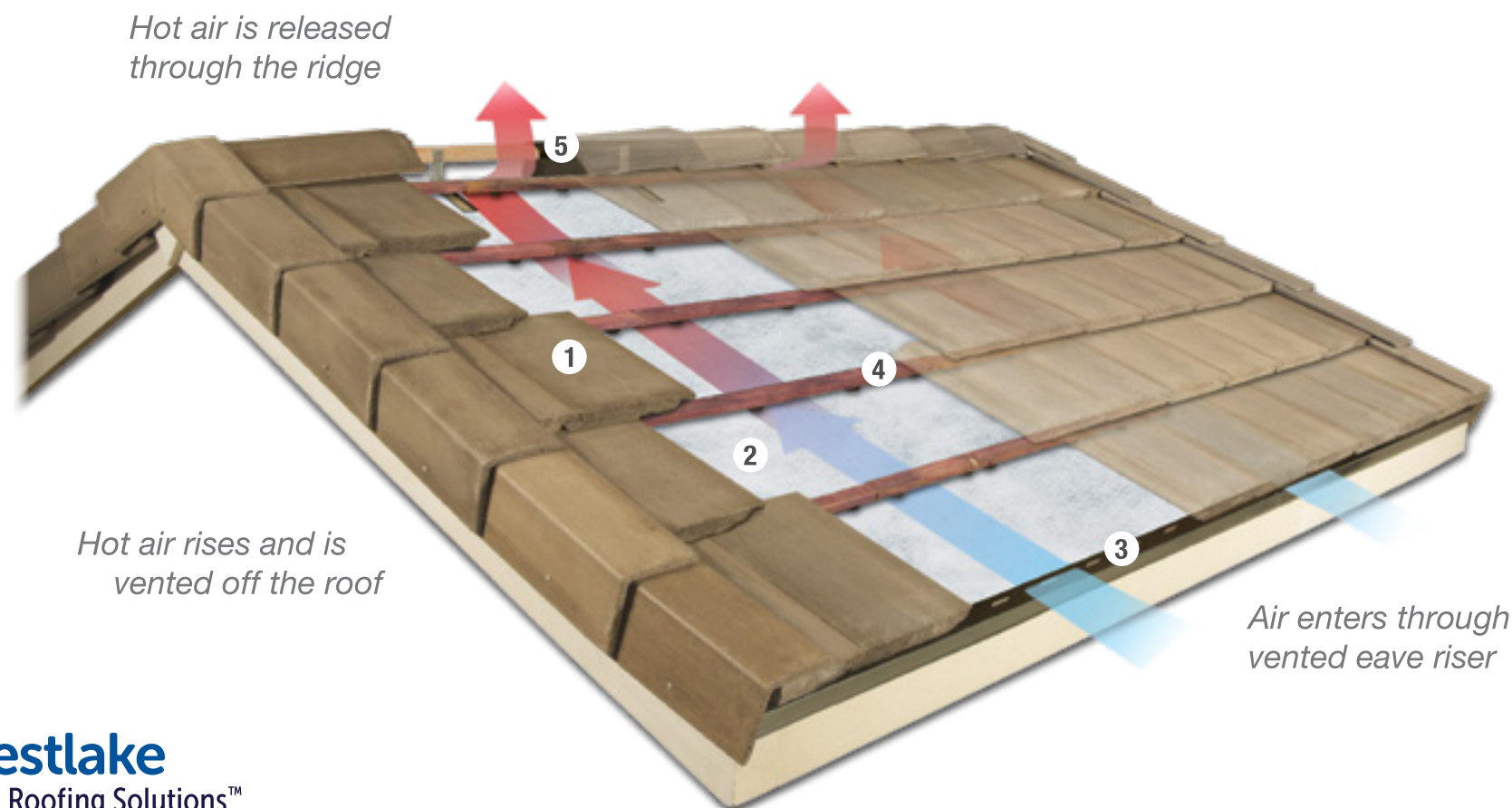
Elevated Batten System®

- Provides effective thermal barrier and ventilation
- Prevents water damming
- Significantly less penetrations through underlayment
- 100% post-consumer recycled plastic pads



Vented Ridge

- Exhaust ventilation at the ridge
- Hidden beneath ridge tiles at the peak of the roof
- Butyl adhesive strips provide a weather-tight seal
- Molds to all tile profiles



## Energy Savings Every Year

**22%** Reduction in heating and cooling costs<sup>2</sup>



For more information, please visit our website at [westlakeroyalroofing.com/cool-roof-system/](http://westlakeroyalroofing.com/cool-roof-system/)

<sup>1</sup> For product warranty details, please visit [westlakeroyalroofing.com/resources/warranties/](http://westlakeroyalroofing.com/resources/warranties/) on our website. The warranties found there are the sole warranties applicable to Westlake Royal Roofing Solutions™ products.

<sup>2</sup> Steep-slope Assembly Testing of Clay and Concrete Tile with and without Cool Pigmented Colors, Oak Ridge National Laboratory, 2005. Results vary based on profile of tile installed, location, weather and other factors.

Results based on a 22 square roof in Southern California with no additional energy efficient upgrades during an average annual weather pattern, annual inflation rate of 3%, and annual energy cost increase of 3.5%. Savings may vary based on location, weather and other factors. Savings estimates are based on comparison to similar size asphalt shingle roof.



Asphalt Shingle  
**139°**  
attic temperature

Concrete Tile  
**94°**  
attic temperature

# Why Tile?

### NATURAL PROTECTION

Attic temperatures measured using identical heat sources simulating the sun's radiation comparing standard concrete roof tile to a common asphalt shingle. The result is less heat in the attic and lower energy bills.

### Sales Offices

- Phoenix, ARIZONA
- Corona, CALIFORNIA
- Lathrop, CALIFORNIA
- Stockton, CALIFORNIA
- Rialto, CALIFORNIA
- Denver, COLORADO
- Pompano Beach, FLORIDA

- Lake Wales, FLORIDA
- Okeechobee, FLORIDA
- Kapolei, HAWAII
- Henderson, NEVADA
- Fort Worth, TEXAS
- Katy, TEXAS

### Customer Service

800.669.8453

### Website



[WestlakeRoyalRoofing.com](http://WestlakeRoyalRoofing.com)

### Corporate Office

**Westlake Royal Building Products**  
2801 Post Oak, Suite 600  
Houston, Texas 77056

