

ENVIRO
PROTM
Cutting Edge InnovationTM



FOR SOUTHERN CALIFORNIA

PATENT PENDING



Westlake
Royal Roofing SolutionsTM



The revolutionary Westlake Royal™ **EnviroPro™** roofing component is the culmination of extensive Research and Development, powered by Westlake Royal Roofing Solutions™. Designed for the cut portions of a concrete tile roofing system, Westlake Royal™ **EnviroPro™** provides a compliance solution with new OSHA requirements* with certain limitations.**

Westlake Royal™ **EnviroPro™** roofing component is available in numerous colors to complement a wide spectrum of concrete tile products.

AVAILABLE COLORS

Sandy Bay
3690



Pinnacles
3610



Fern
4210



Poinciana
3730



Magnolia
3720



Dark Elm
3770



Buckeye
6410



Bear
3540



Denali
3660



Elm
3670




Arcadia
3650



Flagstone
5045



Juniper with Brown Flashing
4235



Trafalgar
3630




Seaweed
2040



Timberland
3710



Obsidian
1200

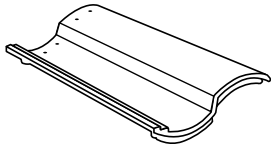


*OSHA Respirable Crystalline Silica Construction Standard, 29 CFR 1926.1153. For customers in California refer to 8 CCR 1532.3.

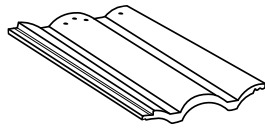
**When cutting up to 200 linear feet per person per 8 hour shift.

The printed colors shown in this brochure may vary from actual available tile colors. Always use actual product samples for color selection.

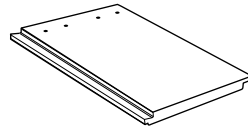
AVAILABLE PROFILES



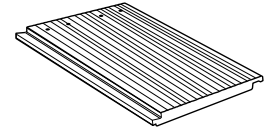
HIGH PROFILE



MEDIUM PROFILE



LOW PROFILE - SMOOTH



LOW PROFILE - TEXTURED

COLOR SUGGESTIONS

The new Westlake Royal™ **EnviroPro™** roofing component comes in a variety of colors to meet your every need. These top trending Newpoint™ concrete tile colors and profiles have been reviewed and the Westlake Royal™ **EnviroPro™** product color suggestions provided are based on consumer requests for a comparable solution. Upon selecting a color suggestion, please work with your Territory Manager to discuss the right fit for your project.















High Profile				
Barcelona Colors	EnviroPro™ Colors	EnviroPro™ Part Numbers	Color Family	EnviroPro™ Swatches
Autumn Blend 1BCCS6160	Bear 50%	91BCCS3540DP	Dark Brown	
	Poinciana 50%	91BCCS3730DP	Orange	
Bronze Pearl Blend 1BCCS0300	Arcadia 50%	91BCCS3650DP	Light Grey	
	Elm 50%	91BCCS3670DP	Tan	
California Mission Blend 1BCCS6464	Magnolia 50%	91BCCS3720DP	Red	
	Bear 50%	91BCCS3540DP	Dark Brown	
Casa Grande Blend 1BCCS6169	Magnolia	91BCCS3720DP	Red	
Charcoal Brown Blend 1BCCS1132	Timberland	91BCCS3710DP	Brown	
Cliffside 1BCCS3940	Pinnacles	91BCCS3610DP	Tan	
Copper Mountain Blend 1BCCS6099	Magnolia	91BCCS3720DP	Red	
Goldenrod 1BCCS6116	Buckeye	91BCCS6410DP	Orange	
La Terra Blend 1BCCS6031	Denali 50%	91BCCS3660DP	Brown	
	Poinciana 50%	91BCCS3730DP	Orange	
Monte Sereno 1BCCS3280	Sandy Bay	91BCCS3690DP	Dark Tan	
Santa Catarina Blend 1BCCS6036	Pinnacles	91BCCS3610DP	Tan	

High Profile				
Barcelona Colors	EnviroPro™ Colors	EnviroPro™ Part Numbers	Color Family	EnviroPro™ Swatches
Smokey Topaz 1BCCS3181	Denali 50%	91BCCS3660DP	Brown	
	Timberland 50%	91BCCS3710DP		
Tesoro Blend 1BCCS3270	Fern	91BCCS4210DP	Tan	
Medium Profile				
Villa 900 Colors	EnviroPro™ Colors	EnviroPro™ Part Numbers	Color Family	EnviroPro™ Swatches
Apple Bark 1VICS0431	Denali	91VICS3660DP	Brown	
California Mission Blend 1VICS6464	Magnolia 50%	91VICS3720DP	Red	
	Bear 50%	91VICS3540DP	Dark Brown	
Cliffside 1VICS3940	Pinnacles	91VICS3610DP	Tan	
Garnet Blend 1VICS3182	Bear	91VICS3540DP	Dark Brown	
Goldenrod 1VICS6116	Buckeye	91VICS6410DP	Orange	
Red Castle 1VICS7970	Magnolia 50%	91VICS3720DP	Red	
	Bear 50%	91VICS3540DP	Dark Brown	
Low Profile - Smooth				
Saxony® 900 Country Slate Colors	EnviroPro™ Colors	EnviroPro™ Part Numbers	Color Family	EnviroPro™ Swatches
Sea Pearl Blend 1FECY4070	Arcadia 50%	91FACS3650DP	Light Grey	
	Juniper 50% with Brown Flashing	91FACS4235DP	Green with Brown lashing	
Bronze Pearl Blend 1FECY0300	Arcadia 50%	91FACS3650DP	Light Grey	
	Elm 50%	91FACS3670DP	Tan	

Low Profile - Smooth

Saxony® 900 Slate Colors	EnviroPro™ Colors	EnviroPro™ Part Numbers	Color Family	EnviroPro™ Swatches
Brown Blend 1FACS3233R	Bear	91FACS3540DP	Dark Brown	
Buckskin 1FACS0141	Dark Elm	91FACS3770DP	Dark Tan	
Charcoal Blend 1FACS1430	Obsidian	91FACS1200DP	Dark Grey	
Charcoal Brown Blend 1FACS1132	Timberland	91FACS3710DP	Brown	
Ebony 1FACS5047	Juniper with Brown Flashing	91FACS4235DP	Green with Brown Flashing	
Stone Mountain Blend 1FACS5354	Flagstone	91FACS5045DP	Light Grey	

Low Profile - Textured

Saxony® 900 Shake Colors	EnviroPro™ Colors	EnviroPro™ Part Numbers	Color Family	EnviroPro™ Swatches
Bronze Pearl Blend 1FBCJ0300	Arcadia 50%	91FBCJ3650DP	Light Grey	
	Elm 50%	91FBCJ3670DP	Tan	
Brown Blend 1FBCJ3233	Bear	91FBCJ3540DP	Dark Brown	
Charcoal Blend 1FBCJ1430	Obsidian	91FBCJ1200DP	Dark Grey	
Charcoal Brown Blend 1FBCJ1132	Timberland	91FBCJ3710DP	Brown	
Desert Breeze 1FBCJ3156	Timberland	91FBCJ3710DP	Brown	
Forest Green 1FBCJ4598	Juniper with Brown Flashing	91FBCJ4235DP	Green with Brown Flashing	
Oceana 1FBCJ2010	Seaweed	91FBCJ2040DP	Grey	
Rustic Brown Blend 1FBCJ3184	Bear	91FBCJ3540DP	Dark Brown	
Saddleback Blend 1FBCJ3030	Trafalgar	91FBCJ3630DP	Grey	
Shadow Black 1FBCJ1020	Obsidian	91FBCJ1200DP	Dark Grey	
Sea Pearl Blend 1FBCJ4070	Juniper 50% with Brown Flashing	91FBCJ4235DP	Green with Brown Flashing	
	Arcadia 50%	91FBCJ3650DP	Light Grey	
Sepia 1FBCJ3370	Trafalgar	91FBCJ3630DP	Grey	



OSHA

COMPLIANCE SOLUTION*

*OSHA Respirable Crystalline Silica Construction Standard, 29 CFR 1926.1153. For customers in California refer to 8 CCR 1532.3.

ENVIRO PRO™

Cutting Edge Innovation™

Sales Offices

Phoenix, ARIZONA

Corona, CALIFORNIA

Lathrop, CALIFORNIA

Oceanside, CALIFORNIA

Rialto, CALIFORNIA

Stockton, CALIFORNIA

Denver, COLORADO

Lake Wales, FLORIDA

Okeechobee, FLORIDA

Pompano Beach, FLORIDA

Henderson, NEVADA

Fort Worth, TEXAS

Katy, TEXAS

Corporate Office

Westlake Royal Building Products

2801 Post Oak, Suite 600

Houston, Texas 77056

Western Office

Westlake Royal Roofing Solutions

7575 Irvine Center Drive, Suite 100

Irvine, CA 92618

Customer Service

800.669.8453

Website



**WestlakeRoyalRoofing.com/
EnviroPro**

