

**ENVIRO**  
**PRO**<sup>TM</sup>  
Cutting Edge Innovation<sup>TM</sup>



**FOR ARIZONA REGION**

**PATENT PENDING**



**Westlake**  
Royal Roofing Solutions<sup>TM</sup>



The revolutionary Westlake Royal™ **EnviroPro™** roofing component is the culmination of extensive Research and Development powered by Westlake Royal Roofing Solutions™. Designed for the cut portions of a concrete tile roofing system, Westlake Royal™ **EnviroPro™** provides a compliance solution with new OSHA requirements\* with certain limitations.\*\*

Westlake Royal™ **EnviroPro™** roofing component is available in numerous colors to complement a wide spectrum of concrete tile products.

## AVAILABLE COLORS

**Dark Elm**  
3770



**Pinnacles**  
3610



**Fern**  
4210



**Poinciana**  
3730



**Arches**  
3560



**Magnolia**  
3720



**Bear**  
3540



**Denali**  
3660



**Timberland**  
3710



**Cassia**  
0240



**Locust**  
3810



**Arcadia**  
3650



**Juniper**  
4230



**Obsidian**  
1200



**Stealth**  
1120

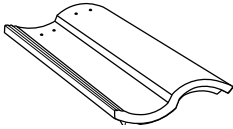


\*OSHA Respirable Crystalline Silica Construction Standard, 29 CFR 1926.1153. For customers in California refer to 8 CCR 1532.3.

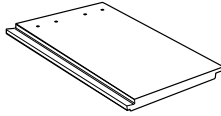
\*When cutting up to 200 linear feet per person per 8 hour shift.

The printed colors shown in this brochure may vary from actual available tile colors. Always use actual product samples for color selection.

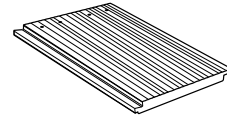
# AVAILABLE PROFILES



**HIGH PROFILE**



**LOW PROFILE - SMOOTH**




**LOW PROFILE - TEXTURED**

# COLOR SUGGESTIONS





The new Westlake Royal™ **EnviroPro™** roofing component comes in a variety of colors to meet your every need. These top trending Newpoint™ concrete tile colors and profiles have been reviewed and the Westlake Royal™ **EnviroPro™** product color suggestions provided are based on consumer requests for a comparable solution. Upon selecting a color suggestion, please work with your Westlake Royal Roofing Territory Manager to discuss the right fit for your project.

High Profile				
Mission "S" Colors	EnviroPro™ Colors	EnviroPro™ Part Numbers	Color Family	EnviroPro™ Swatches
<b>Apple Bark</b> 1MSCS0431	<b>Bear 50%</b>	91HBCS3540DP	Dark Brown	
	<b>Denali 50%</b>	91HBCS3660DP	Brown	
<b>California Mission Blend</b> 1MSCS6464	<b>Magnolia 50%</b>	91HBCS3720DP	Red	
	<b>Bear 50%</b>	91HBCS3540DP	Dark Brown	
<b>Charcoal Brown Blend</b> 1MSCS1132	<b>Arcadia</b>	91HBCS3650DP	Grey	
<b>Ironwood</b> 1MSCS5773	<b>Cassia</b>	91HBCS0240DP	Light Grey	
<b>La Terra Blend</b> 1MSCS6031	<b>Bear 50%</b>	91HBCS3540DP	Dark Brown	
	<b>Arches 50%</b>	91HBCS3560DP	Orange	
<b>Marbled Terra Cotta</b> 1MSCS6129	<b>Poinciana</b>	91HBCS3730DP	Orange	
<b>Old Mesquite Blend</b> 1MSCS0772	<b>Bear 50%</b>	91HBCS3540DP	Dark Brown	
	<b>Denali 50%</b>	91HBCS3660DP	Brown	
<b>Salerno Clay</b> 1MSCS6330	<b>Timberland</b>	91HBCS3710DP	Brown	
<b>Sandstorm</b> 1MSCS0026	<b>Pinnacles</b>	91HBCS3610DP	Tan	
<b>Verona Clay</b> 1MSCS7330	<b>Magnolia 50%</b>	91HBCS3720DP	Red	
	<b>Bear 50%"</b>	91HBCS3540DP	Dark Brown	

Low Profile - Smooth				
Saxony® 900 Slate Colors	EnviroPro™ Colors	EnviroPro™ Part Numbers	Color Family	EnviroPro™ Swatches
<b>Appalachian Blend</b> 1FJCS0330	<b>Obsidian 50%</b>	91FACS1200DP	Dark Grey	
	<b>Timberland 50%</b>	91FACS3710DP	Brown	
<b>Brown Blend</b> 1FJCS3233	<b>Denali 50%</b>	91FACS3660DP	Brown	
	<b>Timberland 50%</b>	91FACS3710DP		
<b>Desert Sage</b> 1FJCS0024	<b>Fern</b>	91FACS4210DP	Light Tan	
<b>Desert Skyline Taupe</b> 1FJCS6250	<b>Dark Elm</b>	91FACS3770DP	Dark Tan	
<b>Forest Green</b> 1FJCS4598	<b>Juniper</b>	91FACS4230DP	Grey-Green	
<b>Marbled Terra Cotta</b> 1FJCS6129	<b>Poinciana</b>	91FACS3730DP	Orange	
<b>Monterey Sand Brown Flash</b> 1FJCS0023	<b>Bear</b>	91FACS3540DP	Dark Brown	
<b>Natural Brown</b> 1FJCS3075	<b>Bear</b>	91FACS3540DP	Dark Brown	
<b>Stone Mountain Blend</b> 1FJCS5354	<b>Obsidian 50%</b>	91FACS1200DP	Dark Grey	
	<b>Arcadia 50%</b>	91FACS3650DP	Grey	
<b>Stone Mountain Dark</b> 1FJCS5360	<b>Stealth</b>	91FACS1120DP	Dark Grey	
Low Profile - Textured				
Saxony® 900 Shake Colors	EnviroPro™ Colors	EnviroPro™ Part Numbers	Color Family	EnviroPro™ Swatches
<b>Brown Blend</b> 1FKCN3233	<b>Denali 50%</b>	91FBCF3660DP	Brown	
	<b>Timberland 50%</b>	91FBCF3710DP		
<b>Charcoal Blend</b> 1FKCN1430	<b>Obsidian</b>	91FBCF1200DP	Dark Grey	
<b>Charcoal Brown Blend</b> 1FKCN1132	<b>Arcadia</b>	91FBCF3650DP	Grey	
<b>Forest Green</b> 1FKCN4598	<b>Juniper</b>	91FBCF4230DP	Grey-Green	
<b>Hickory</b> 1FKCN3726	<b>Poinciana 50%</b>	91FBCF3730DP	Orange	
	<b>Timberland 50%</b>	91FBCF3710DP	Brown	

Continued on next page

# COLOR SUGGESTIONS

Low Profile - Textured				
Saxony® 900 Shake Colors	EnviroPro™ Colors	EnviroPro™ Part Numbers	Color Family	EnviroPro™ Swatches
<b>Kocomo Blend</b> 1FKCN3763	<b>Locust</b>	91FBCF3810DP	Light Grey	
<b>Monterey Sand Brown Flash</b> 1FKCN0023	<b>Spruce</b>	91FBCF0250DP	Light Tan	
<b>Natural Brown</b> 1FKCN3075	<b>Bear</b>	91FBCF3540DP	Dark Brown	
<b>Toffee</b> 1FKCN0007	<b>Timberland</b>	91FBCF3710DP	Brown	



# OSHA

**COMPLIANCE SOLUTION\***

\*OSHA Respirable Crystalline Silica Construction Standard, 29 CFR 1926.1153. For customers in California refer to 8 CCR 1532.3.

# ENVIRO PRO™

**Cutting Edge Innovation™**

## Sales Offices

**Phoenix, ARIZONA**

**Corona, CALIFORNIA**

**Lathrop, CALIFORNIA**

**Oceanside, CALIFORNIA**

**Rialto, CALIFORNIA**

**Stockton, CALIFORNIA**

**Denver, COLORADO**

**Lake Wales, FLORIDA**

**Okeechobee, FLORIDA**

**Pompano Beach, FLORIDA**

**Henderson, NEVADA**

**Fort Worth, TEXAS**

**Katy, TEXAS**

## Corporate Office

**Westlake Royal Building Products**

2801 Post Oak, Suite 600

Houston, Texas 77056

## Western Office

**Westlake Royal Roofing Solutions**

7575 Irvine Center Drive, Suite 100

Irvine, CA 92618

## Customer Service

800.669.8453

## Website



**WestlakeRoyalRoofing.com/  
EnviroPro**



**Westlake**  
Royal Roofing Solutions™